

Slovakia

Population in 1950: 3.4 million

Current (2016) population: 5.4 million

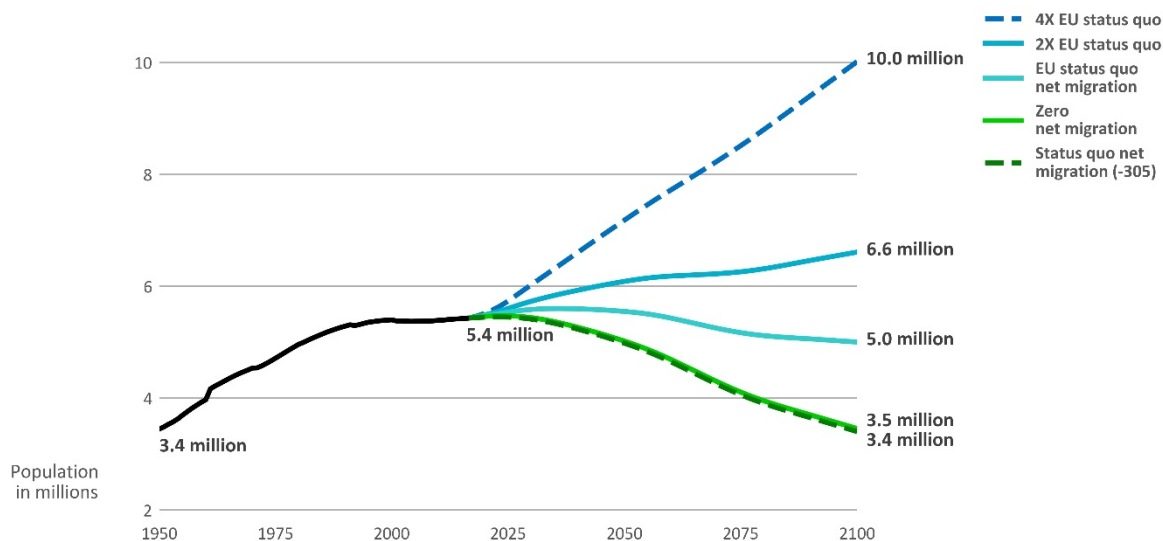
Current (2016) total fertility rate: 1.48

Current (2016) net migration level: -3,885

Status quo annual net migration (20-year average, 1998-2017): -305

1. A

Slovakia Population Projections Under Five Migration Scenarios



1. B

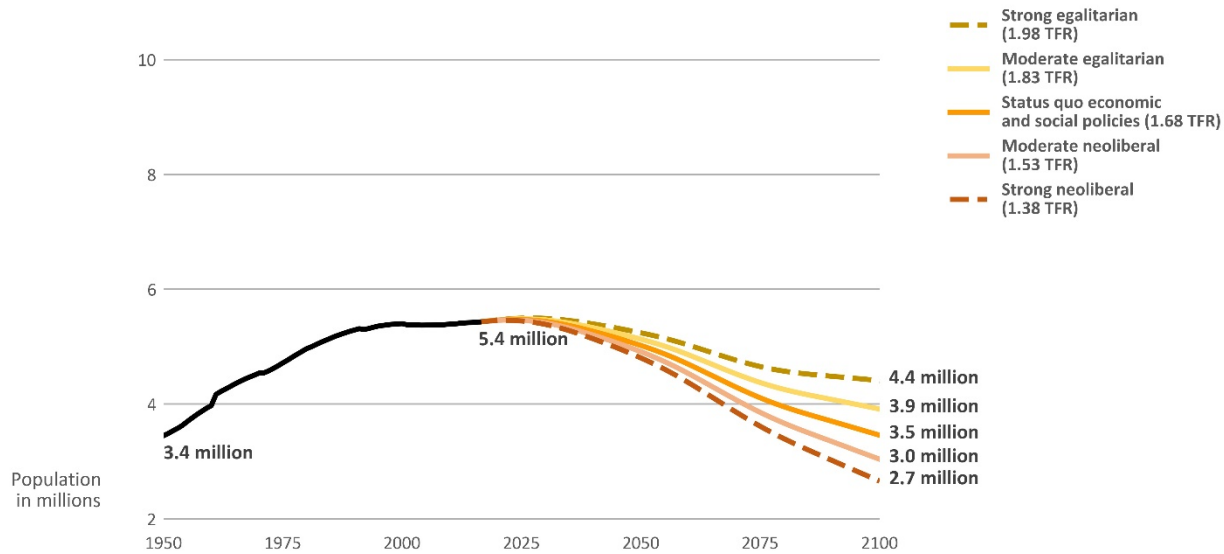
Population in millions

Policy based scenario	TFR from 2036	Net migration from 2026	2020	2030	2040	2050	2060	2070	2080	2090	2100
Status quo net migration	1.68	-305	5.45	5.41	5.23	4.98	4.65	4.24	3.90	3.65	3.40
Zero net migration	1.68	0	5.46	5.44	5.26	5.02	4.69	4.29	3.95	3.70	3.45
EU status quo net migration	1.73	13,045	5.47	5.58	5.59	5.55	5.43	5.25	5.12	5.06	5.00
2X EU status quo net migration	1.78	26,090	5.49	5.73	5.93	6.09	6.18	6.22	6.31	6.46	6.61
4X EU status quo net migration	1.88	52,179	5.52	6.03	6.61	7.18	7.72	8.24	8.80	9.41	10.02

Slovakia (continued)

2. A

Slovakia Population Projections Under Five Fertility Scenarios



2. B

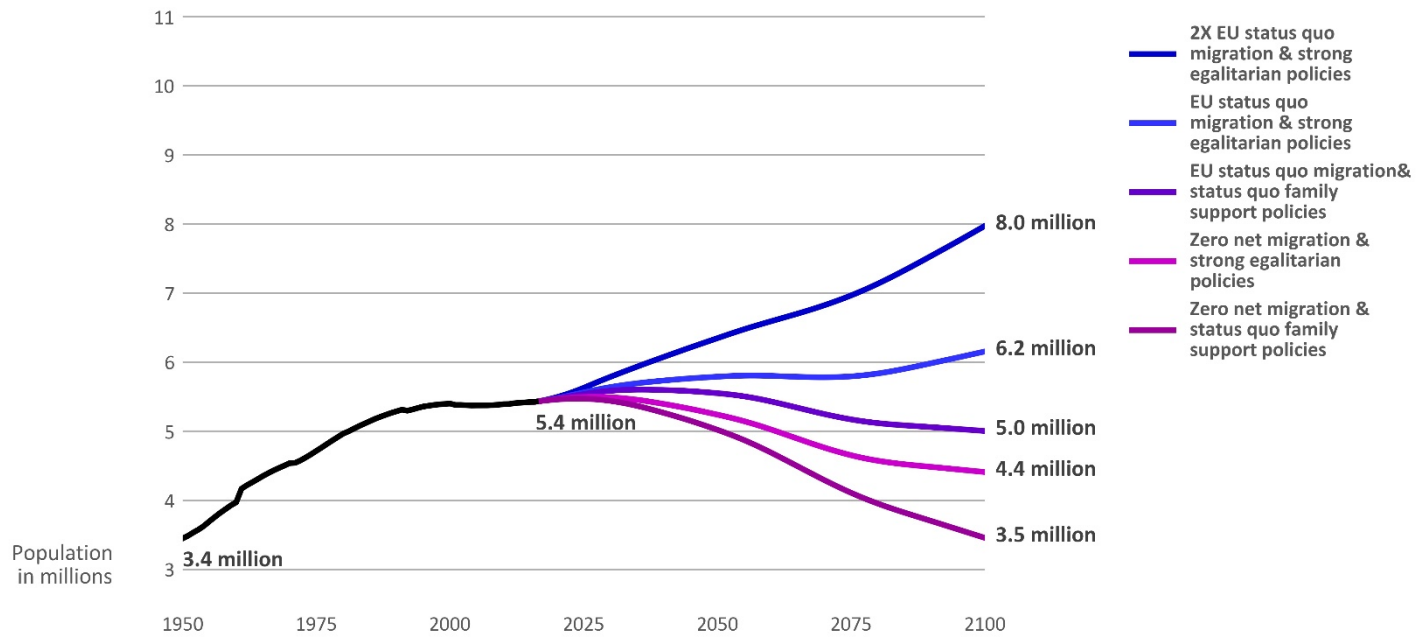
Population in millions

Policy based scenario	TFR from 2036	Net migration from 2026	2020	2030	2040	2050	2060	2070	2080	2090	2100
Strong neo-liberal policy shift	1.38	0	5.45	5.39	5.13	4.80	4.37	3.85	3.39	3.02	2.66
Moderate neo-liberal policy shift	1.53	0	5.46	5.41	5.20	4.91	4.53	4.07	3.66	3.35	3.04
Status quo social and economic policies	1.68	0	5.46	5.44	5.26	5.02	4.69	4.29	3.95	3.70	3.45
Moderate egalitarian policy shift	1.83	0	5.46	5.46	5.33	5.13	4.85	4.52	4.25	4.08	3.91
Strong egalitarian policy shift	1.98	0	5.46	5.49	5.39	5.24	5.02	4.76	4.57	4.48	4.41

Slovakia (continued)

3. A

Slovakia Population Projections Under Five Combined Scenarios



3. B

Population in millions

Policy based scenario	TFR from 2036	Net migration from 2026	2020	2030	2040	2050	2060	2070	2080	2090	2100
2X EU status quo migration & strong egalitarian policies	2.08	26,090	5.49	5.79	6.08	6.35	6.59	6.82	7.14	7.54	7.97
EU status quo net migration & strong egalitarian policies	2.03	13,045	5.48	5.64	5.73	5.79	5.80	5.78	5.83	5.98	6.15
EU status quo net migration & status quo family support policies	1.73	13,045	5.47	5.58	5.59	5.55	5.43	5.25	5.12	5.06	5.00
Zero net migration & strong egalitarian policies	1.98	0	5.46	5.49	5.39	5.24	5.02	4.76	4.57	4.48	4.41
Zero net migration & status quo family support policies	1.68	0	5.46	5.44	5.26	5.02	4.69	4.29	3.95	3.70	3.45